



1. Portal sign up can be done on a computer or mobile device.
 - a. If using a mobile device, you must switch to **full site mode** to access registration.
2. Go to <https://secure.awhg.org/select> and click on Northside/Northpoint OB-GYN

Click on your practice below:






3. **New Users:** Click on the green Register and Activate Now Button
4. **Existing Users:** you do not need to re-register but you will need to re-activate to link your account in our system. Click on the orange button to “Log In to Re-Activate”. You will then be prompted to verify your identity. Click the link to verify your identity and skip to step 11 for additional instructions if needed.

Log In | View Mobile

Home	Locations	Bill Pay Options	Help
------	-----------	------------------	------


My Providers

**Northside/Northpoint
OB-GYN**



Anissa Durairaj, MD
Bret C. Lewis, MD
Lori Marshall, MD
Sherry P. Taylor, MD
E.J. Aspuru, MD
Jill Ciemy, MD


Learn more about your providers on our [company website](#).

 [Add this Portal to my internet favorites!](#)


Instructions:

As of January 28, 2015, improvements have been made to the portal including increased self-service capabilities and measures to better protect your patient privacy.

Existing users:



New users: Register and activate below.




Once you have registered and activated your account, you may use the log in box to the right of the screen.

Login - Returning Users

User ID or Email


Password



[I forgot my password.](#)

Secure Online Bill Pay

Online Bill Pay is fast, easy, and secure.



Portal Features

Welcome to your patient portal for *Northside/Northpoint OBGYN*. Your portal allows you to participate in your medical care with the opportunity to send secure messages to your




5. **New Users:** Read the steps and click the **“Register and Activate Now!”** button to proceed

Log In | View Mobile

Home Locations Bill Pay Options Help


My Providers

Northside/Northpoint
OB-GYN



Anissa Durairaj, MD
Bret C. Lewis, MD
Lori Marshall, MD
Sherry P. Taylor, MD
E.J. Aspuru, MD

Learn more about your providers on our [company website](#).

 [Add this Portal to my internet favorites!](#)

Before you begin: Get out the **PIN number** you received during your last office visit or over the phone. If you HAVE NOT received a PIN number yet, call our office to obtain one before you begin the portal registration process. Your PIN number is a unique number assigned to you for a one-time use to verify your identity and link you as a patient in our system.

Portal Activation in 3 Easy Steps:

1	<p>Create Portal Account</p> <p>To begin, read all 3 steps then click the large green "Register and Activate Now" button below to accept the portal terms and follow the prompts. Next, you will create your own User ID, password, and password recovery questions. The User ID and password you create here is what you will use to login the next time you visit the portal.</p>
2	<p>Verify Identity</p> <p>You will use your case-sensitive PIN number as a one-time key to verify your identity and link your portal account with our system. Once you verify your identity you can discard your PIN number.</p>
3	<p>Finalize Registration</p> <p>Important: You must "Agree" to Secure Message via email and click the Secure Message button.</p>

Register and Activate Now!

Login - Returning Users

User ID or Email

Password

[I forgot my password.](#)

Portal Help Guide

Getting stuck activating your account for the Patient Portal?

Use this step by step guide for help. View [Help Guide](#)



6. Review and Accept the Terms and Conditions.

Home Locations Bill Pay Options Help Log in | View Profile

My Providers

Northside/Northpoint
OB-GYN

Anissa Durairaj, MD
Bret C. Lewis, MD
Lori Marshall, MD
Sherry P. Taylor, MD
E.J. Aspuru, MD

Learn more about your providers on our [company website](#).

[Add this Portal to my internet favorites!](#)

OUR COMPANY AND ITS AFFILIATES, SUPPLIERS, AND OTHER THIRD PARTIES MENTIONED ON THIS SITE ARE NEITHER RESPONSIBLE NOR LIABLE FOR ANY DIRECT, INDIRECT, INCIDENTAL, CONSEQUENTIAL, SPECIAL, EXEMPLARY, PUNITIVE, OR OTHER DAMAGES (INCLUDING, WITHOUT LIMITATION, THOSE RESULTING FROM LOST PROFITS, LOST DATA, OR BUSINESS INTERRUPTION) ARISING OUT OF OR RELATING IN ANY WAY TO THE SITE, SITE-RELATED SERVICES AND PRODUCTS, CONTENT OR INFORMATION CONTAINED WITHIN THE "SITE," AND/OR ANY HYPERLINKED WEB SITE, WHETHER BASED ON WARRANTY, CONTRACT, TORT, OR ANY OTHER LEGAL THEORY AND WHETHER OR NOT ADVISED OF THE POSSIBILITY OF SUCH DAMAGES. YOUR SOLE REMEDY FOR DISSATISFACTION WITH THE SITE, SITE-RELATED SERVICES, AND/OR HYPERLINKED WEB SITES IS TO STOP USING THE SITE AND/OR THOSE SERVICES. APPLICABLE LAW MAY NOT ALLOW THE EXCLUSION OR LIMITATION OF INCIDENTAL OR CONSEQUENTIAL DAMAGES, SO THE ABOVE LIMITATION OR EXCLUSION MAY NOT APPLY TO YOU.

I do NOT acceptI accept

7. Enter your first name, last name and email address

* Required fields are marked with an asterisk.

Create a New Account In order to make full use of our online services, you will need to create an account and verify that you are registered with the clinic, or request to become a new patient.

Please use the form below to create your account. Once your account is created, you will proceed to the verification process.

Account Information

* First name:

* Last name:

* E-mail address:

* Re-enter e-mail address:

Last updated on 2/17/2015



8. Create your User ID (you decide what your user id and password will be).
9. Create your own Password Recovery questions and type in your answers
10. Click **“Save”**.

Log In Information

* User ID:

* New password:

* Re-enter password:

Password Recovery

Question #1: What is your mother's maiden name?

* Answer #1:

Question #2: What is your favorite pet's name?

* Answer #2:



11. On the next page, choose **“I have my PIN”** and click **“Next”**.

The screenshot shows a web browser window with the following elements:

- Top navigation bar: Home, Locations, Bill Pay Options, Help, Log Out, View Mobile, Edit Angela Hunsber
- Left sidebar: My Providers (Northside/Northpoint OB-GYN) with a list of doctors: Anissa Durairaj, MD; Bret C. Lewis, MD; Lori Marshall, MD; Sherry P. Taylor, MD; E.J. Aspuru, MD. Below the list is a link to learn more about providers and an option to add the portal to internet favorites.
- Main content area: Patient Verification section. It contains a warning message: "The webpage you are trying to access contains personal health information and is restricted. In order to access restricted parts of the website, you will need to provide us some additional information so that we can verify your identity." Below this is a question: "Please answer the following question:" with two radio button options: "I have my PIN and can enter it now." (selected with a red arrow) and "Oops! I need to call and get a PIN first. Please take me to the home page." Below the options is a yellow box with the text: "Call your practice for assistance if you need to obtain a PIN number." At the bottom of the page is a green "Next >" button, which is highlighted with a red rectangular box.



12. Enter your first name and last name (**exactly as it's on file with AWHG**).
13. Enter your birthdate.
14. The PIN number can be found on your "Portal Welcome Letter" given by AWHG staff.
 - a. The PIN is case-sensitive.
15. Once the PIN is entered, click the **"Verify"** button.

Home Locations Bill Pay Options Help

My Providers

Northside/Northpoint
OB-GYN

Anissa Durairaj, MD
Bret C. Lewis, MD
Lori Marshall, MD
Sherry P. Taylor, MD
E.J. Aspuru, MD

Learn more about your providers
on our [company website](#).

[Add Portal to your favorites!](#)

* Required fields are marked

Validate Identity To protect your privacy, we need to verify your identity by matching your personal information stored in our records.

Verify Identity

* First Name

* Last Name

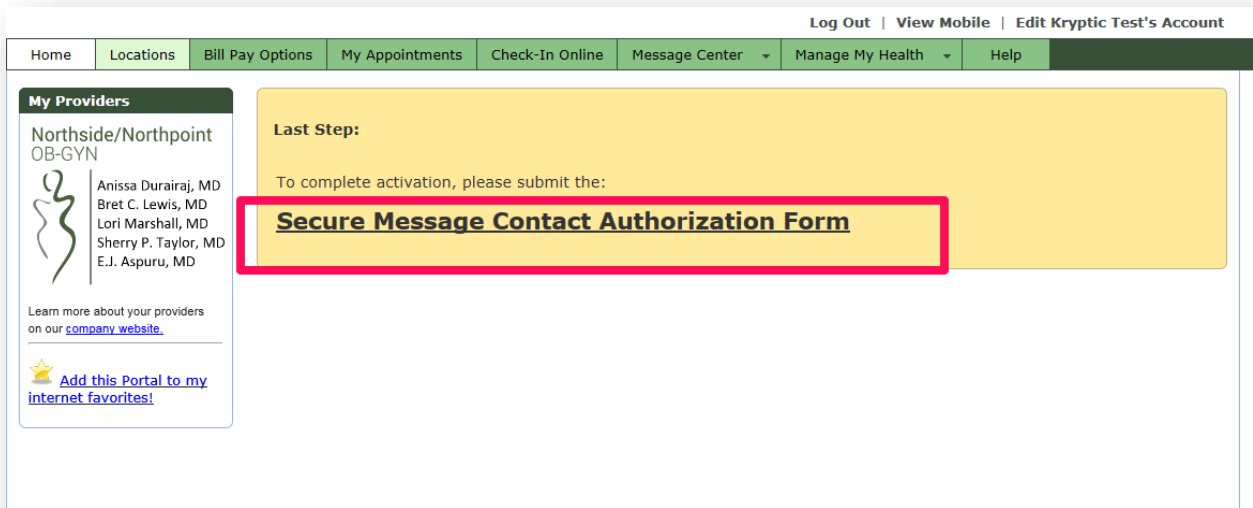
* Birth date

* PIN

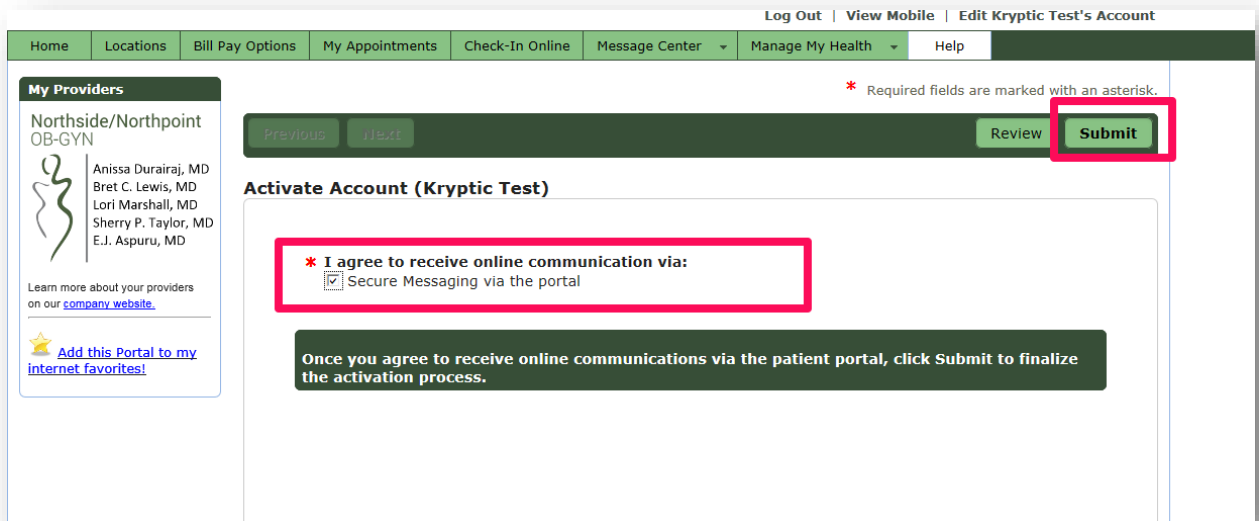
Verify



16. The final step is to click on the “Secure Message Contact Authorization Form”.



17. Checkmark that you agree to online communication via the portal and click “Submit”.



18. You will receive a success message with a link to return to the home page.